

Know By-Name List

Knowing people who are sleeping on the streets, in parks, tents, cars or temporary accommodation by name, **helps us to make visible** those who are often unseen.

Brisbane By-Name List is a list of people experiencing homelessness in our community which can be updated in real time. Using information collected by the **Brisbane Zero Collective** and shared with their consent, we can understand their homeless history, housing, health, and support needs.

This enables us to better match housing solutions and identify relevant supports, particularly for the most vulnerable.

This data is updated monthly, at minimum.



2022 - 23 Financial Year

Individual Adults

Brisbane By-Name List

Data Report

Self - reported demographics

2072

Individual adults
experienced
homelessness
in Brisbane



463

Identify as First
Nations

878

Slept rough at
some point
during the year



61%
Male



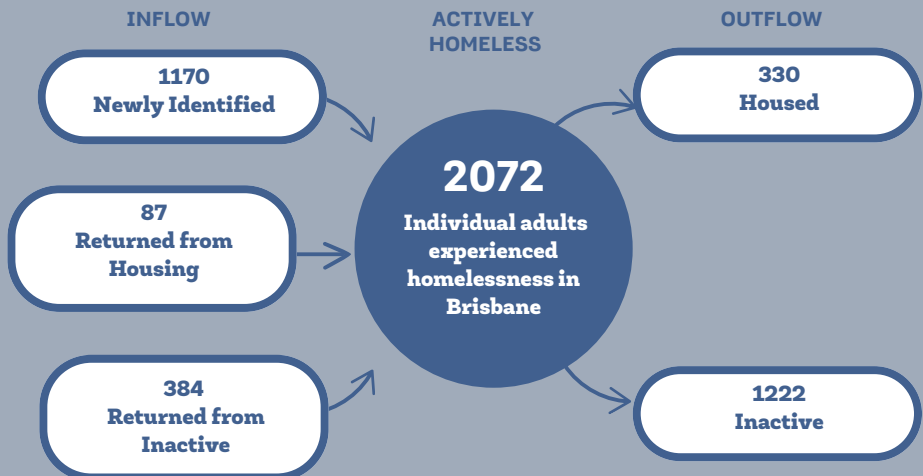
36%
Female

3%
Other gender
or not stated



44 years old
average age

Brisbane By-Name List Tracking*



*Inflow and Outflow figures could include re-presentations and could be counted in more than one category.

Individual Adults

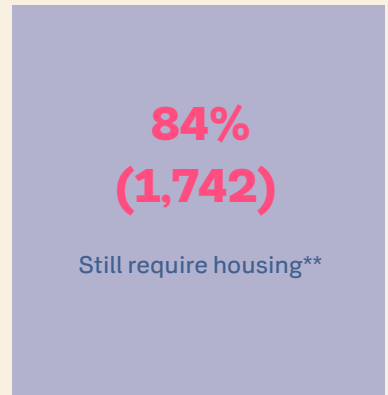
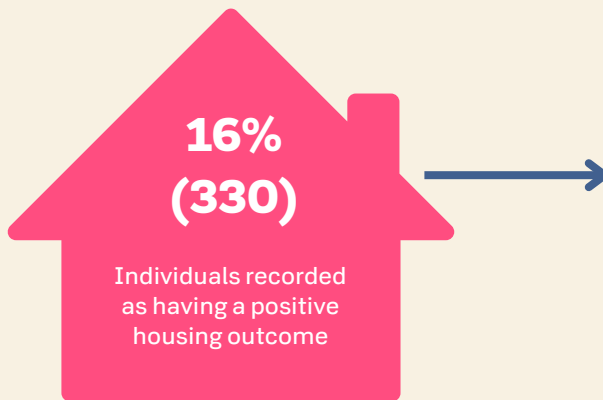
Permanent Housing Placements

The Brisbane Zero collective works together to match appropriate housing solutions and relevant supports for people experiencing homelessness.



26%

Individuals housed identify as First Nations



Public Housing	46%
Community Housing	32%
Private Rental	11%
Supportive Housing	5%
Other	4%
Self-Housed	2%

How does it feel to have a place to call home?

“... have a home with good neighbours, the mob visiting sometimes, and health support.”

First Nations Male, 60 - 70 years old

2022 - 23 Financial Year

Individual Women Brisbane By-Name List Data Report

Self - reported demographics

752

Individual women
experienced
homelessness
in Brisbane

273

Slept rough
at some point
during the year



189

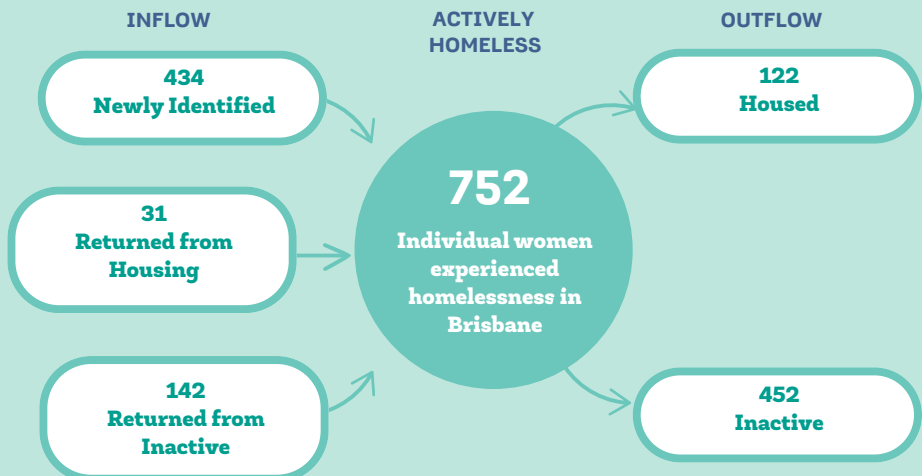
Identify as First Nations



42 years old

average age

Brisbane By-Name List Tracking*



*Inflow and Outflow figures could include re-representations and could be counted in more than one category.

Individual Women

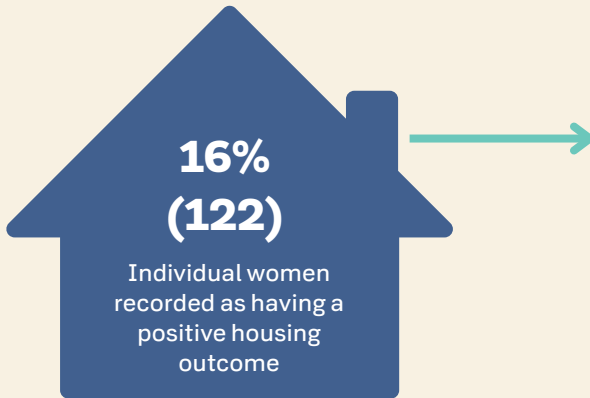
Permanent Housing Placements

The Brisbane Zero collective works together to match appropriate housing solutions and relevant supports for people experiencing homelessness.



28%

Individual women housed identify as First Nations



Community Housing	37%
Public Housing	35%
Private Rental	19%
Other	4%
Supportive Housing	3%
Self-Housed	2%

How does it feel to have a place to call home?

“It means I can start fresh, have stability, security and my sanctuary.”

First Nations Female, 60 - 70 years old

** As per By-Name List data at the end of financial year 2022-23.

2022 - 23 Financial Year

Families

Brisbane By-Name List Data Report

Self - reported demographics

668

Families
experienced
Homelessness
in Brisbane



165

Heads of household
identify as First
Nations

1213

Children
in their
care

From these families:

481

are sole parenting
women

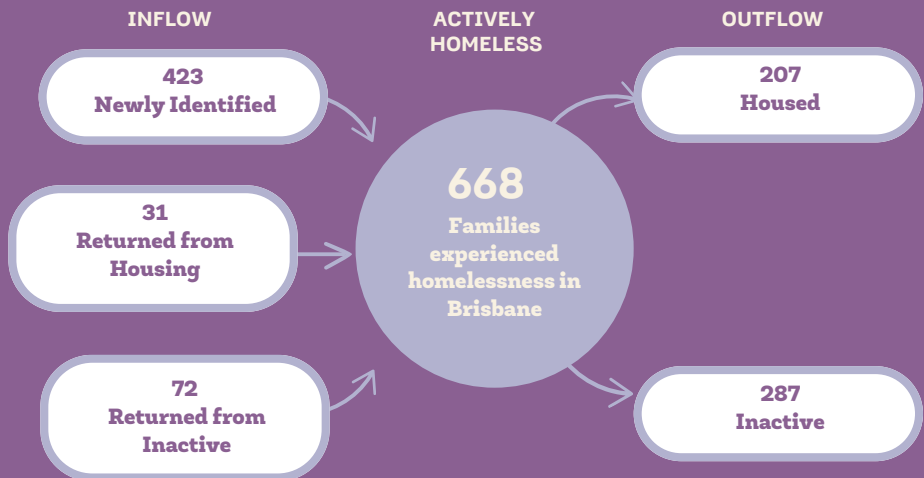
889

children in their care

Children's Age	# Children
0-4 years	438
5-12 years	505
13-17 years	203
Unknown Age	67

# Children per Family	# of Families
1	252
2	170
3	89
4+	73
Unknown	84

Brisbane By-Name List Tracking*



*Inflow and Outflow figures could include re-presentations and could be counted in more than one category.

Families

Permanent Housing Placements

The Brisbane Zero collective works together to match appropriate housing solutions and relevant supports for people experiencing homelessness.



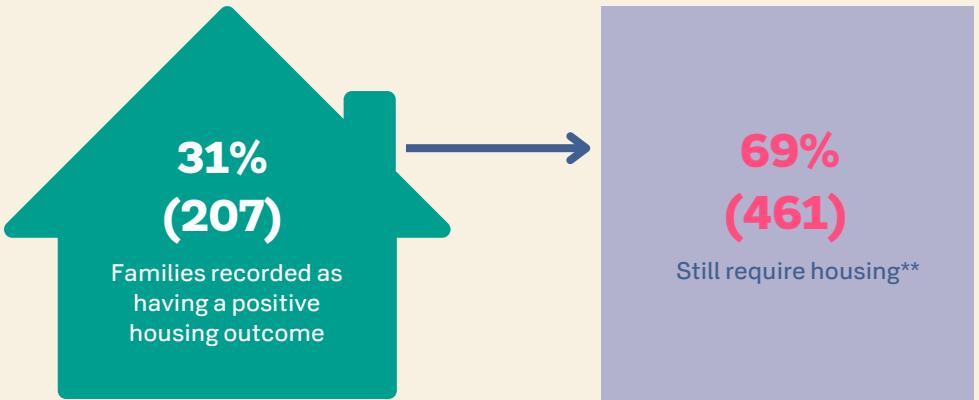
18%

Heads of household housed identify as First Nations



89%

Heads of household housed identify as Female



Private Rental	46%
Public Housing	23%
Community Housing	22%
Other	5%
Self-Housed	2%
Supportive Housing	2%

How does it feel to have a place to call home?

“Having my place is security for life, for me and my children.”

Female Head of Household, 40-50 years old

** As per By-Name List data at the end of financial year 2022-23.

2022 - 23 Financial Year

Sole Parenting Women

Brisbane By-Name List

Data Report

Self - reported demographics



481

Sole parenting women experienced homelessness in Brisbane

889

Children in their care



111

Heads of household identify as First Nations



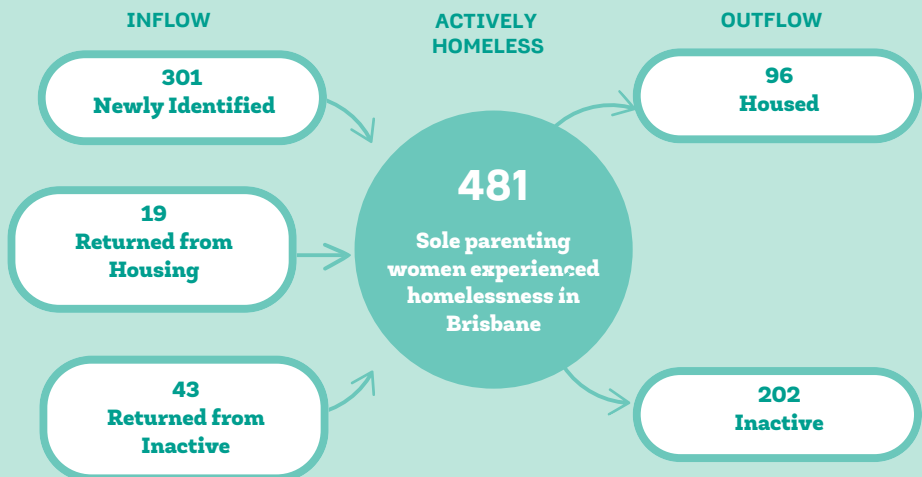
36 years old

average age

# Children per Family	# of Families
1	184
2	121
3	75
4+	48
Unknown	53

Children's Age	# Children
0-4 years	308
5-12 years	371
13-17 years	153
Unknown Age	57

Brisbane By-Name List Tracking*



*Inflow and Outflow figures could include re-presentations and could be counted in more than one category.

Sole Parenting Women

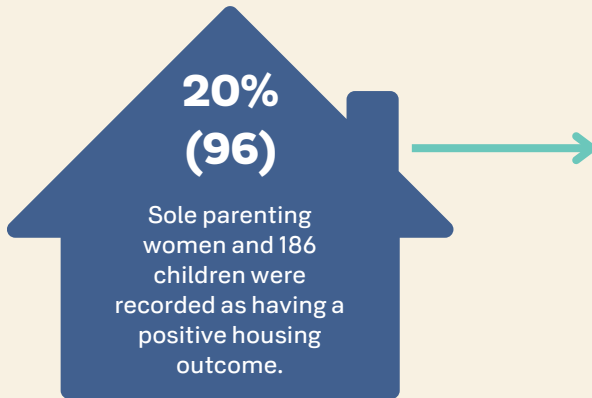
Permanent Housing Placements

The Brisbane Zero collective works together to match appropriate housing solutions and relevant supports for people experiencing homelessness.



18%

Heads of household housed identify as First Nations



Private Rental	50%
Community Housing	26%
Public Housing	17%
Other	5%
Self-Housed	1%
Supportive Housing	1%

How does it feel to have a place to call home?

“Having a place to call home allowed me to really concentrate on taking care of my health.”

Sole Parenting Woman,
40-50 years old

The Brisbane Zero data collaboration includes the following current regional members and collaborators:

3rd Space

ATSICHS

Anglicare

Brisbane Youth Service

Churches of Christ Housing Services

Communify

Community Plus QLD Inc

Drug ARM

Encircle

Foots Prints Community

Institute for Urban Indigenous Health

Kyabra Community Association Ltd

Micah Projects

Mission Australia

Murri Watch

The Salvation Army

Sero4

Silky Oaks

UnitingCare



CHECK OUT
OUR PROGRESS!
SEE OUR LIVE DATA
DASHBOARD.

Unlocking systems
to end homelessness



brisbanezero.org.au

brisbanezero@micahprojects.org.au